



Gosling Czubak
engineering sciences, inc.

2025

Water & Sewer Rate Study



TABLE OF CONTENTS

INTRODUCTION	2
UTILITY RATE OVERVIEW	3
WATER BASE RATES	6
SORTED BY COMMUNITY NAME	
SORTED BY NUMBER OF CUSTOMERS	
SORTED BY TYPICAL MONTHLY BILL	
SEWER BASE RATES	9
SORTED BY COMMUNITY NAME	
SORTED BY NUMBER OF CUSTOMERS	
SORTED BY TYPICAL MONTHLY BILL	
GLOSSARY	15
ABOUT GOSLING CZUBAK	16

INTRODUCTION



WOULD YOUR
COMMUNITY BENEFIT
FROM A UTILITY RATE
STUDY?

CONTACT US AT
231-946-9191

INTRODUCTION

GOSLING CZUBAK ENGINEERING SCIENCES, INC. has compiled this summary based on water and sewer rates provided by 30 communities in Michigan's northern lower and eastern upper peninsulas. The purpose of this summary is to provide communities with a tool for comparing regional water and sewer rates. It is our hope that this summary will assist communities as they evaluate their existing rate structures, plan for future growth, and ultimately provide better service to their customers. This summary is the tenth edition and updates the 2021 edition.

We wish to thank all of the community representatives for the information contained in this summary. Without their help, we could not have compiled and published the information. If you discover an error in the published rates for your community, please notify us at info@goslingczubak.com so we can correct it in subsequent versions.

Some of the water and sewer rates contained in the tables may appear different from those that some communities are accustomed to seeing. All of the rates presented in the following tables are based on monthly rates and volume charges per 1,000 gallons. For communities who do not bill on a monthly cycle, the rates presented have been adjusted to reflect average monthly rates. For communities who bill in cubic feet, rather than gallons, the volumes included with the ready-to-serve charge and the consumption charges have been adjusted to gallon equivalents. With these adjustments, direct comparisons in rates can be made among communities.

UTILITY RATE OVERVIEW

FAST FACTS

30

COMMUNITIES PARTICIPATED IN THIS STUDY

87.1%

HAVE BOTH MUNICIPAL WATER AND SEWER SYSTEMS

75%

BILL MONTHLY

22%

BILL QUARTERLY

3%

HAVE MUNICIPAL WATER ONLY

12.9%

HAVE MUNICIPAL SEWER ONLY

87%

OF COMMUNITIES
HAVE UPDATED THEIR
MUNICIPAL RATES WITHIN
THE LAST 3 YEARS.

HAS YOUR
COMMUNITY?

CONTACT US TO
COMPLETE A UTILITY
RATE REVIEW

UTILITY RATE OVERVIEW

FAST FACTS

HOW COMMUNITIES BILL

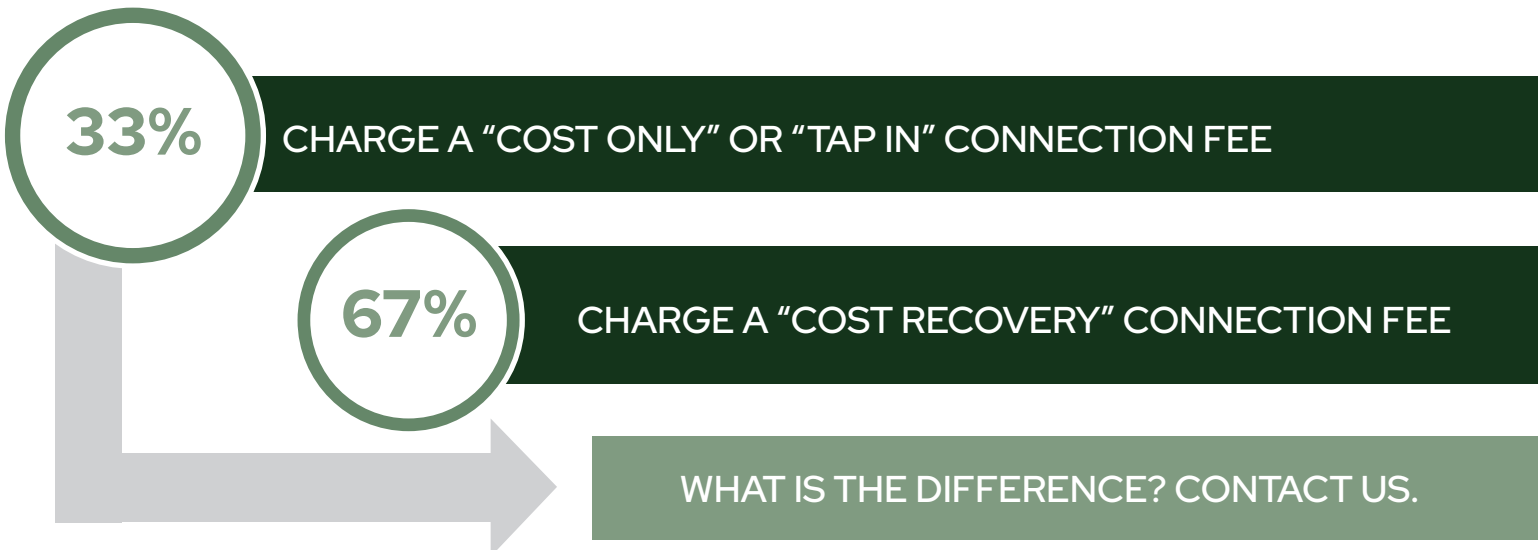
	WATER	SEWER
BILL READY-TO-SERVE + USAGE (VS. FLAT RATE)	97%	77%
READY-TO-SERVE BASED ON		
METER SIZE	68%	48%
PER CUSTOMER	21%	19%
PER REU	11%	33%
CARRY OUTSTANDING DEBT	58%	84%
INCLUDE ANNUAL RATE ESCALATOR	47%	37%
AVERAGE BILL FOR CUSTOMER USING 4,500 GALLONS/MONTH	\$33.03	\$52.01

41%

OF COMMUNITIES AUTOMATICALLY INCREASE THEIR RATES ANNUALLY.

THE AVERAGE RATE OF INCREASE

3%



UTILITY RATE OVERVIEW

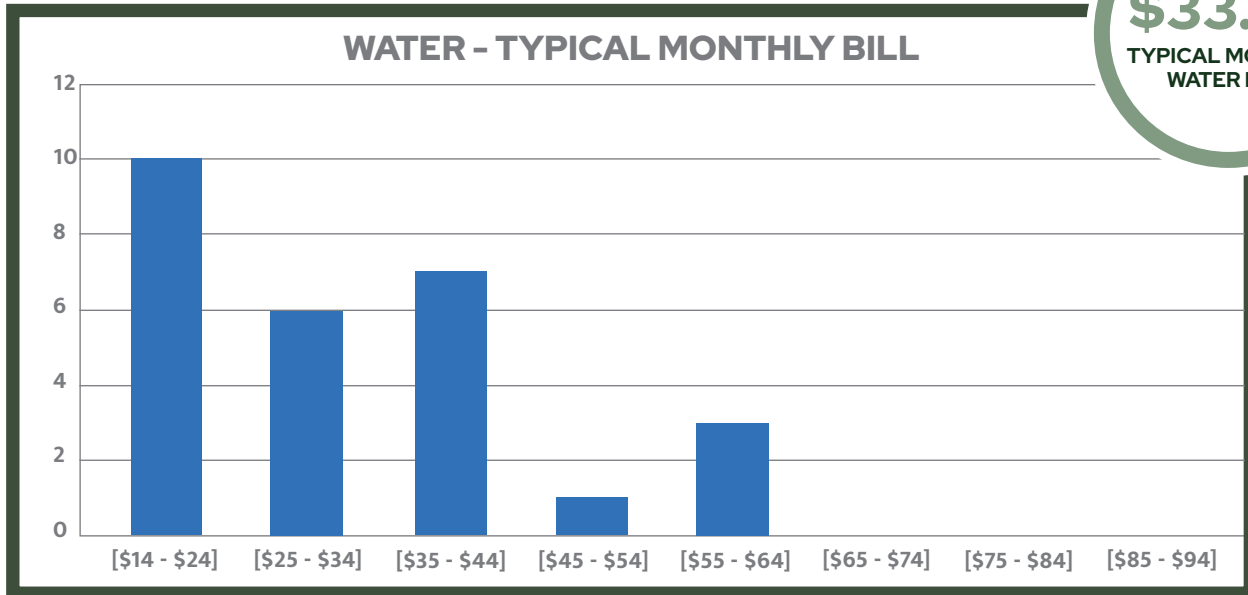
FAST FACTS

TYPICAL MONTHLY BILL ASSUMES 4,500 GALLONS PER MONTH

\$33.03

TYPICAL MONTHLY WATER BILL

NUMBER OF COMMUNITIES

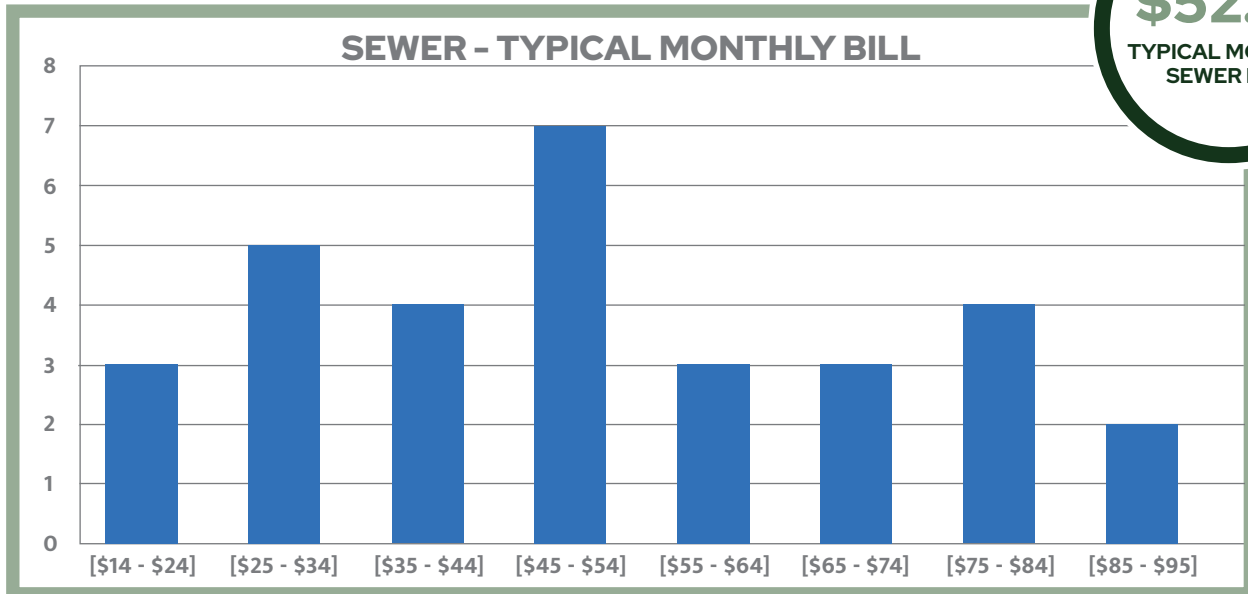


MONTHLY BILL (IN DOLLARS)

\$52.01

TYPICAL MONTHLY SEWER BILL

NUMBER OF COMMUNITIES



MONTHLY BILL (IN DOLLARS)

WATER BASE RATES

SORTED BY COMMUNITY NAME

COMMUNITY	MONTHLY READY-TO-SERVE CHARGE	READY-TO-SERVE INCLUDED USE (GAL.)	CONSUMPTION CHARGE PER 1,000 GAL.	APPROX. NO. OF CUSTOMERS	MONTHLY BILL (BASED ON 4,500 GAL USAGE)
Boyne City, City of	\$11.35	0	\$2.98	1,800	\$24.76
Cadillac, City of	\$8.84	0	\$2.47	3,600	\$29.55
Charlevoix, City of	\$36.58	2,000	\$5.58	3,000	\$50.53
Clare, City of	\$17.56	0	\$4.12	1,200	\$36.10
East Jordan, City of ¹	\$12.24	0	\$6.00	1,000	\$39.24
Elk Rapids, Village of	\$41.62	1,000	\$4.95	1,600	\$58.95
Empire, Village of	\$18.33	0	\$3.00	400	\$31.83
Evart, City of	\$7.21	0	\$5.39	620	\$31.47
Filer, Charter Township of ²	\$6.46	0	\$3.44	380	\$21.94
Garfield Charter Township	\$17.00	3,456	\$2.70	3,300	\$19.70
Gaylord, City of	\$10.78	0	\$1.46	1,900	\$19.56
Grayling, City of	NA	0	\$4.10	801	\$16.40
Haring, Charter Township	\$14.69	0	\$4.53	350	\$35.08
Kalkaska, Village of	\$34.02	0	\$2.35	860	\$44.60
Lake City, City of	\$30.20	0	\$6.70	505	\$60.35
Ludington, City of	\$4.42	0	\$3.00	4,100	\$17.92
Mackinaw City, Village of	\$30.77	0	\$5.77	600z	\$56.73
Manistee, City of	\$5.10	0	\$3.60	3,450	\$21.30
Munising, City of	\$22.38	0	\$8.40	1,200	\$60.19
Ogemaw Township, Ogemaw County	\$3.33	0	\$5.15	30	\$26.51
Onaway, City of	\$10.46	0	\$5.49	513	\$27.47
Rogers City, City of	\$20.28	0	\$2.00	1,495	\$29.28
Roscommon, Village of	\$15.13	2000	\$7.56	505	\$34.03
Suttons Bay, Village of	\$9.58	0	\$2.95	600	\$22.86
Tawas City ³	\$12.00	0	\$5.90	1,028	\$38.55
Traverse City, City of	\$16.00	4,488	\$3.57	7,463	\$16.00
West Branch, City of	\$9.95	0	\$5.23	971	\$33.49

¹ Monthly Minimum

² District 1

³ Taxed Property

WATER BASE RATES

SORTED BY NUMBER OF CUSTOMERS

COMMUNITY	MONTHLY READY-TO-SERVE CHARGE	READY-TO-SERVE INCLUDED USE (GAL.)	CONSUMPTION CHARGE PER 1,000 GAL.	APPROX. NO. OF CUSTOMERS	MONTHLY BILL (BASED ON 4,500 GAL USAGE)
Traverse City, City of	\$16.00	4,488	\$10.50	7,463	\$16.13
Ludington, City of	\$4.42	0	\$3.87	4,100	\$21.84
Cadillac, City of	\$8.84	0	\$2.47	3,600	\$19.96
Manistee, City of	\$5.10	0	\$3.60	3,450	\$21.30
Garfield Charter Township	\$17.00	3,456	\$3.60	3,300	\$20.76
Charlevoix, City of	\$31.00	2,000	\$5.58	3,000	\$44.95
Gaylord, City of	\$10.78	0	\$1.95	1,900	\$19.56
Boyne City, City of	\$11.35	0	\$2.98	1,800	\$24.76
Elk Rapids, Village of	\$41.62	1,000	\$4.95	1,600	\$58.95
Roger City, City of	\$20.28	0	\$2.25	1,495	\$30.41
Munising, City of	\$22.38	0	\$8.40	1,200	\$60.18
Clare, City of	\$17.56	0	\$4.12	1,200	\$36.10
Tawas City	\$12.00	0	\$5.90	1,028	\$38.55
East Jordan, City of	\$12.24	0	\$8.02	1,000	\$48.33
West Branch, City of	\$9.95	0	\$5.23	971	\$33.49
Kalkaska, Village of	\$34.02	0	\$2.35	860	\$44.60
Grayling, City of	NA	0	\$3.67	801	\$16.52
Ewart, City of	\$7.21	0	\$5.39	620	\$31.47
Mackinaw City, Village of	\$10.26	0	\$5.77	605	\$36.23
Suttons Bay, Village of	\$9.58	0	\$2.95	600	\$22.86
Onaway, City of	\$10.46	0	\$5.49	513	\$35.17
Lake City, City of	\$30.20	0	\$6.70	505	\$60.35
Roscommon, Village of	\$15.13	2,000	\$7.56	505	\$34.03
Empire, Village of	\$18.33	0	\$3.00	400	\$31.83
Filer, Charter Township	\$6.46	0	\$3.44	380	\$21.94
Haring, Charter Township	\$14.69	0	\$4.53	350	\$35.08
Ogemaw Twp., Ogemaw County	\$3.33	0	\$5.15	30	\$26.51

WATER BASE RATES

SORTED BY TYPICAL MONTHLY BILL

COMMUNITY	MONTHLY READY-TO-SERVE CHARGE	READY-TO-SERVE INCLUDED USE (GAL.)	CONSUMPTION CHARGE PER 1,000 GAL.	APPROX. NO. OF CUSTOMERS	MONTHLY BILL (BASED ON 4,500 GAL USAGE)
Lake City, City of	\$30.20	0	\$6.70	505	\$60.35
Munising, City of	\$22.38	0	\$8.40	1,200	\$60.18
Elk Rapids, Village of	\$41.62	1,000	\$4.95	1,600	\$58.95
East Jordan, City of	\$12.24	0	\$8.02	1,000	\$48.33
Charlevoix, City of	\$31.00	2,000	\$5.58	3,000	\$44.95
Kalkaska, Village of	\$34.02	0	\$2.35	860	\$44.60
Tawas City	\$12.00	0	\$5.90	1,028	\$38.55
Machinaw City, Village of	\$10.26	0	\$5.77	605	\$36.23
Clare, City of	\$17.56	0	\$4.12	1,200	\$36.10
Onaway, City of	\$10.46	0	\$5.49	513	\$35.17
Haring, Charter Township of	\$14.69	0	\$4.53	350	\$35.08
Roscommon, Village of	\$15.13	2,000	\$7.56	505	\$34.03
West Branch, City of	\$9.95	0	\$5.23	971	\$33.49
Empire, Village of	\$18.33	0	\$3.00	400	\$31.83
Ewart, City of	\$7.21	0	\$5.39	620	\$31.47
Roger City, City of	\$20.28	0	\$2.25	1,495	\$30.41
Ogemaw Twp., Ogemaw County	\$3.33	0	\$5.15	30	\$26.51
Boyne City, City of	\$11.35	0	\$2.98	1,800	\$24.76
Suttons Bay, Village of	\$9.58	0	\$2.95	600	\$22.86
Filer, Charter Township of	\$6.46	0	\$3.44	380	\$21.94
Ludington, City of	\$4.42	0	\$3.87	4,100	\$21.84
Manistee, City of	\$5.10	0	\$3.60	3,450	\$21.30
Garfield Charter Township	\$17.00	3,456	\$3.60	3,300	\$20.76
Cadillac, City of	\$8.84	0	\$2.47	3,600	\$19.96
Gaylord, City of	\$10.78	0	\$1.95	1,900	\$19.56
Grayling, City of	NA	0	\$3.67	801	\$16.52
Traverse City, City of	\$16.00	4,488	\$10.50	7,463	\$16.13

SEWER BASE RATES

SORTED BY COMMUNITY NAME

COMMUNITY	MONTHLY READY-TO-SERVE CHARGE	READY-TO-SERVE INCLUDED USE (GAL.)	CONSUMPTION CHARGE PER 1,000 GAL.	APPROX. NO. OF CUSTOMERS	MONTHLY BILL (BASED ON 4,500 GAL USAGE)
Alanson, Village of	\$45	0	0	230	\$45
Barryton, Village of	\$43.17	0	0	200	\$43.17
Boyne City, City of	\$11.44	0	\$4.92	1,800	\$33.58
Cadillac, City of	\$12.84	0	\$3.97	3,600	\$30.71
Charlevoix, City of	\$57.16	2,000	\$7.58	3,000	\$76.11
Clare, City of	\$25.72	1,000	\$5.47	1,200	\$44.87
East Jordan, City of ¹	\$14.89	0	\$9.25	880	\$55.50
Elk Rapids Township	\$54.15	flat rate	flat rate	240	\$54.15
Elk Rapids, Village of	\$40.28	1,000	\$8.05	1,600	\$68.46
Ewart, City of	\$14	0	\$10.43	567	\$60.94
Filer, Charter Township of ²	\$14.11	0	\$15.10	41	\$82.06
Garfield Charter Township	\$20.80	NA	NA	3,250	\$20.80
Gaylord, City of	\$15.16	0	\$4.66	1,900	\$43.17
Grayling, City of	NA	0	\$5.22	801	\$20.88
Haring, Charter Township of	\$71.65	0	\$4.18	160	\$90.46
Kalkaska, Village of	\$37.11	0	\$5.05	880	\$59.84
Lake City, City of	\$21.50 (gravity) \$28.50 (step)	0	0	1350	\$21.50 (gravity) \$28.50 (step)
Littlefield Township	\$38.72	flat rate	flat rate	463	\$38.72

¹ Monthly Minimum

² District 1

SEWER BASE RATES

SORTED BY COMMUNITY NAME

COMMUNITY	MONTHLY READY- TO-SERVE CHARGE	READY- TO-SERVE INCLUDED USE (GAL.)	CONSUMPTION CHARGE PER 1,000 GAL.	APPROX. NO. OF CUSTOMERS	MONTHLY BILL (BASED ON 4,500 GAL USAGE)
Ludington, City of	\$7.83	0	\$4.50	30	\$28.08
Mackinaw City, Village of	\$38.73	0	\$6.42	350	\$67.62
Manistee, City of	\$14.72	0	\$9.89	380	\$59.23
Munising, City of	\$12.93	0	\$17.46	400	\$91.50
Ogemaw Township, Ogemaw County	\$21.67	10,000	\$6.50	505	\$21.67
Onaway, City of	\$33.15	0	\$10.23	505	\$84.30
Rogers City, City of	\$30.12	0	\$3.50	513	\$45.87
Roscommon, Village of	\$28.46	1,000	\$6.68	600	\$51.84
Suttons Bay, Village of	\$17.58	0	\$6.63	605	\$47.42
Tawas City ³	\$41.09	0	\$6.20	620	\$68.99
Traverse City, City of	\$47.00	4,488	\$10.47	801	\$47.00
West Branch, City of	\$4.80	0	\$5.30	1000	\$28.65

³Taxed Property

SEWER BASE RATES

SORTED BY NUMBER OF CUSTOMERS

COMMUNITY	MONTHLY READY-TO- SERVE CHARGE	READY- TO-SERVE INCLUDED USE (GAL.)	CONSUMPTION CHARGE PER 1,000 GAL.	APPROX. NO. OF CUSTOMERS	MONTHLY BILL (BASED ON 4,500 GAL USAGE)
Elk Rapids Township	\$54.15	flat rate	flat rate	N/A	\$54.15
Traverse City, City of	\$47.00	4,488	\$10.50	7,463	\$47.13
Ludington, City of	\$7.83	0	\$5.88	4,000	\$34.29
Cadillac, City of	\$12.84	0	\$3.97	3,600	\$30.71
Manistee, City of	\$14.72	0	\$9.89	3,450	\$59.23
Garfield Charter Township	\$20.80	NA	NA	3,250	\$20.80
Charlevoix, City of	\$57.16	2,000	\$7.58	3,000	\$76.11
Gaylord, City of	\$15.16	0	\$6.23	1,900	\$43.20
Boyne City, City of	\$11.44	0	\$4.92	1,800	\$33.58
Elk Rapids, Village of	\$40.28	0	\$8.05	1,600	\$76.51
Rogers City, City of	\$30.12	0	\$4.44	1,518	\$50.10
Lake City, City of	"\$21.50 (gravity) \$28.50 (step)"	0	\$0.00	1,350	"\$21.50 (gravity) \$28.50 (step)"
Munising, City of	\$12.93	0	\$17.46	1,200	\$91.50
Clare, City of	\$25.72	0	\$5.47	1,200	\$50.34
Tawas City	\$41.09	0	\$6.20	1,025	\$68.99
West Branch, City of	\$4.80	0	\$5.30	971	\$28.65
East Jordan, City of	\$14.89	0	\$12.36	880	\$70.51
Kalkaska, Village of	\$37.11	0	\$5.05	880	\$59.84
Grayling, City of	NA	0	\$4.64	801	\$20.88
Mackinaw City, Village of	\$12.91	0	\$6.42	655	\$41.80
Suttons Bay, Village of	\$17.58	0	\$6.63	600	\$47.42
Evart, City of	\$14.00	0	\$10.43	567	\$60.94

SEWER BASE RATES

SORTED BY NUMBER OF CUSTOMERS

COMMUNITY	MONTHLY READY-TO- SERVE CHARGE	READY- TO-SERVE INCLUDED USE (GAL.)	CONSUMPTION CHARGE PER 1,000 GAL.	APPROX. NO. OF CUSTOMERS	MONTHLY BILL (BASED ON 4,500 GAL USAGE)
Roscommon, Village of	\$28.46	1,000	\$6.68	501	\$51.84
Onaway, City of	\$33.15	0	\$10.23	480	\$79.19
Littlefield Township	\$38.72	flat rate	flat rate	463	\$38.72
Alanson, Village of	\$45.00	0	\$0.00	230	\$45.00
Barryton, Village of	\$43.17	0	\$0.00	200	\$43.17
Haring, Charter Township of	\$71.65	0	\$4.18	160	\$90.46
Ogemaw Township, Ogemaw County	\$21.67	10,000	\$6.50	65	\$21.67
Filer, Charter Township of	\$14.11	0	\$15.10	41	\$82.06
Empire, Village of	\$55.00	0	\$3.00	0	\$68.50

SEWER BASE RATES

SORTED BY TYPICAL MONTHLY BILL

COMMUNITY	MONTHLY READY-TO-SERVE CHARGE	READY-TO-SERVE INCLUDED USE (GAL.)	CONSUMPTION CHARGE PER 1,000 GAL.	APPROX. NO. OF CUSTOMERS	MONTHLY BILL (BASED ON 4,500 GAL USAGE)
Lake City, City of	"\$21.50 (gravity) \$28.50 (step)"	0	\$0.00	1,350	"\$21.50 (gravity) \$28.50 (step)"
Munising, City of	\$12.93	0	\$17.46	1,200	\$91.50
Haring, Charter Township of	\$71.65	0	\$4.18	160	\$90.46
Filer, Charter Township of	\$14.11	0	\$15.10	41	\$82.06
Onaway, City of	\$33.15	0	\$10.23	480	\$79.19
Elk Rapids, Village of	\$40.28	0	\$8.05	1,600	\$76.51
Charlevoix, City of	\$57.16	2,000	\$7.58	3,000	\$76.11
East Jordan, City of	\$14.89	0	\$12.36	880	\$70.51
Tawas City	\$41.09	0	\$6.20	1,025	\$68.99
Empire, Village of	\$55.00	0	\$3.00	0	\$68.50
Evart, City of	\$14.00	0	\$10.43	567	\$60.94
Kalkaska, Village of	\$37.11	0	\$5.05	880	\$59.84
Manistee, City of	\$14.72	0	\$9.89	3,450	\$59.23
Elk Rapids Township	\$54.15	flat rate	flat rate	N/A	\$54.15
Roscommon, Village of	\$28.46	1,000	\$6.68	501	\$51.84
Clare, City of	\$25.72	0	\$5.47	1,200	\$50.34
Rogers City, City of	\$30.12	0	\$4.44	1,518	\$50.10
Suttons Bay, Village of	\$17.58	0	\$6.63	600	\$47.42
Traverse City, City of	\$47.00	4,488	\$10.50	7,463	\$47.13
Alanson, Village of	\$45.00	0	\$0.00	230	\$45.00
Gaylord, City of	\$15.16	0	\$6.23	1,900	\$43.20
Barryton, Village of	\$43.17	0	\$0.00	200	\$43.17

SEWER BASE RATES

SORTED BY TYPICAL MONTHLY BILL

COMMUNITY	MONTHLY READY-TO-SERVE CHARGE	READY-TO-SERVE INCLUDED USE (GAL.)	CONSUMPTION CHARGE PER 1,000 GAL.	APPROX. NO. OF CUSTOMERS	MONTHLY BILL (BASED ON 4,500 GAL USAGE)
Mackinaw City, Village of	\$12.91	0	\$6.42	655	\$41.80
Littlefield Township	\$38.72	flat rate	flat rate	463	\$38.72
Ludington, City of	\$7.83	0	\$5.88	4,000	\$34.29
Boyne City, City of	\$11.44	0	\$4.92	1,800	\$33.58
Cadillac, City of	\$12.84	0	\$3.97	3,600	\$30.71
West Branch, City of	\$4.80	0	\$5.30	971	\$28.65
Ogemaw Township, Ogemaw County	\$21.67	10,000	\$6.50	65	\$21.67
Grayling, City of	NA	0	\$4.64	801	\$20.88
Garfield Charter Township	\$20.80	NA	NA	3,250	\$20.80

GLOSSARY



GLOSSARY

READY TO SERVE CHARGE

This is the minimum bill that a single family water or sewer customer would receive regardless of usage. For communities who do not bill on a monthly cycle, their ready to serve charges have been adjusted to a per month basis. In many cases, the ready to serve charge includes a volume of water or wastewater. Some communities refer to the ready to serve charge as an “Availability Charge” or “Minimum Bill.”

INCLUDED USE

The volume of water or wastewater use that the customer receives along with the ready to serve charge.

CONSUMPTION OR USAGE CHARGE

The charge for additional water or wastewater usage in excess of the volume included in the ready to serve charge. The tables show this rate in dollars per 1000 gallons. Some municipalities bill in cubic feet and their rates have been adjusted to a 1000 gallon equivalent. Some communities refer to the consumption or usage charge as a “Commodity Charge.”

REU

Residential Equivalent Unit. This is a term used by some municipalities for billing sewer and water that gives non-residential customers a rating for their anticipated water usage relative to a typical residence. Some municipalities use “EUF” (Equivalent Unit Factor), “EDU” (Equivalent Dwelling Unit), or “Benefit” rather than REU.

OUTSTANDING DEBT

A debt owed by the municipality for the construction of water and sewer system.

ABOUT GOSLING CZUBAK



SERVICES

Construction Materials Testing
Drilling
Engineering
Environmental
Geotechnical
Landscape Architecture
Surveying

CONTACT

Ph: (800) 968-1062
Ph: (231) 946-9191
Fax: (231) 941-4603
www.goslingczubak.com
info@goslingczubak.com

COMPANY OVERVIEW

**GOSLING CZUBAK
ENGINEERING SCIENCES, INC.
1280 BUSINESS PARK DRIVE
TRAVERSE CITY, MICHIGAN 49686**

Gosling Czubak is a professional consulting firm providing engineering, surveying, environmental, landscape architecture, geotechnical and construction materials testing to a large variety of clients. Located in Traverse City, the firm has served public and private clients throughout Michigan and the Midwest since 1957.

We currently employ over 40 experienced professional and technical staff.

To complement our consulting services, Gosling Czubak has a fully equipped materials testing laboratory (soils, asphalt, and concrete), construction testing field equipment, drill rigs, and certified engineering technicians trained in construction materials testing procedures and specifications. Our survey crews are equipped to provide the most technologically advanced surveying available.

Gosling Czubak looks forward to providing you with the personal attention, enthusiasm, and professional services needed to support the success of your project.

ABOUT GOSLING CZUBAK



CONSTRUCTION MATERIALS TESTING

Our approach to construction observation and materials testing goes beyond the Quality Assurance role; we become a member of the construction team, helping complete the project in an efficient, cost-effective, and skilled manner. Our experience includes some of the largest and most complicated projects constructed in Northern Michigan.

ENGINEERING & LANDSCAPE ARCHITECTURE

We provide a variety of services to help municipalities, commercial and residential developers, industrial clients, and other professional consultants build their projects. These clients use our services to plan community improvements, evaluate existing infrastructure facilities, secure funding to make projects affordable, and design developments that are easily maintained and operated.

LAND SURVEYING

Gosling Czubak's survey department serves a variety of clients including commercial, residential, architectural, oil and gas, telecommunications, industrial, utility, and municipal. Working throughout Michigan, we provide surveying services for property, site development, geodetic control, construction, road, bathymetric and hydrographic projects.

ENVIRONMENTAL, GEOTECHNICAL & DRILLING

Gosling Czubak maintains one of the largest environmental staffs in northern Michigan. Our environmental service professionals include registered engineers, certified geologists, certified hazardous materials managers, and trained field technicians. Our professionals are prepared to meet environmental needs for the oil and gas industry, manufacturing, landfills, mining operations, municipal works, or underground storage tanks. Additionally, our drill rig provides a full range of environmental and geotechnical drilling services. By having drilling capabilities in house, we can maximize rig scheduling flexibility to accomplish our clients' projects quickly.